

# Caregiving in Wisconsin



**18%** of Wisconsinites (**1 million people**) provided informal caregiving to a family member or friend in the past month.

An additional **15%** plan to become a caregiver in the next two years.

## Care Providers

Average age = **51**

**55%** are female

**45%** are male

**62%** of caregivers are employed



## Care Recipients

Average age = **68**

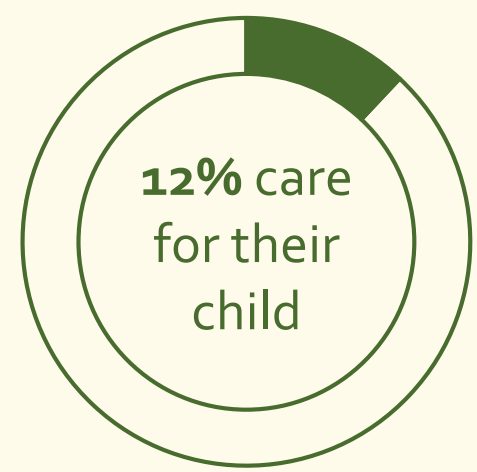
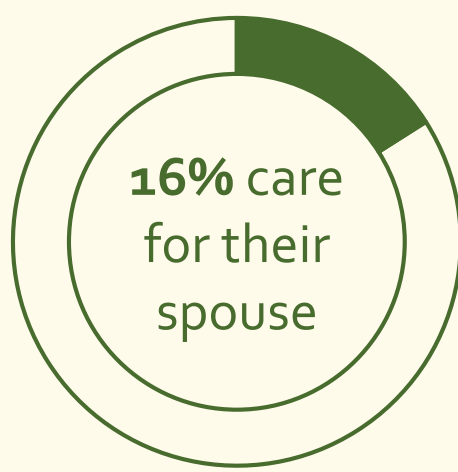
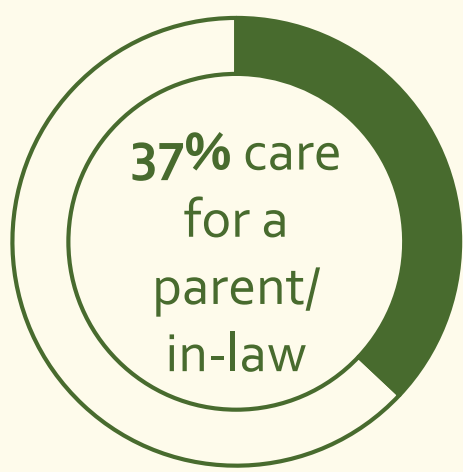
**62%** are female

**38%** are male

**10%** have dementia or Alzheimer's

**7%** have cancer

## Caregiving Crosses Many Different Relationships



## Care Recipients Have a Variety of Needs

- Help caring for home
- Help relieving anxiety/depression
- Transportation
- Help with mobility
- Help with self care (e.g. eating, bathing)

## Caregiving is Time Consuming



The average caregiver spends **20 hours/week** on caring  
**15%** spend **40 hours/week or more** providing care  
**33%** have been providing care for **5 years or more**  
 Caregivers provide **\$7 billion** worth of **unpaid labor** yearly

## Caregivers Experience Both

### Benefits

- Sense of purpose in life
- Better relationship with care recipient
- Feelings of joy/gratitude
- Gaining practical skills
- Increased self-esteem

### AND


### Difficulties

- Not enough time for family
- Not enough time for self
- Creates stress
- Financial burden
- Affects family relationships

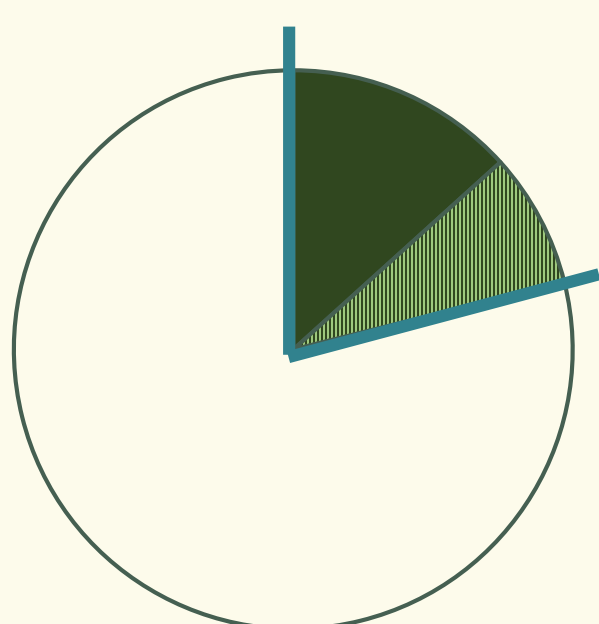


# Caregiving in Brown County

**18%** of residents in Brown County are informal caregivers



**Older adults are likely to need care as they age**



In **2015**, **13%** of Brown county residents were aged **65 or older**.  
In **2040**, **21%** of Brown County residents will be aged **65 or older**.

In Brown County **32%** of older adults (65+) **live alone**



Every year, there are **114.6** fall fatalities per 100,000 Brown County residents 65+

**People of all ages may require care, especially if they have a chronic illness or disability**

**10%** of Brown County residents aged **18-64** have a disability

**33%** of Brown County residents aged **65+** have a disability

Number of Brown County Adults with Disabilities

